



SSCC LABEL SPECIFICATIONS FOR CARTONS & HANGING FASHION BAGS

Contents

Introduction	3
SSCC Label Layout & Design	4
Appendix 1 – SSCC Label Field Specifications	6
Appendix 2 – SSCC Label Technical Specifications	9
Appendix 3 – SSCC Label Bar Code Specifications	10
Appendix 4 – SSCC Label Positioning Specifications	11

Amendments:

- Version 1: 1/5/09 – Original
- Version 1.1: 30/7/09 – Appendix 1 (page 6) updated to include where the promotion week number and department number are held with the EDIFACT Orders and ANSI 850 Purchase Order messages.

Introduction

Harris Scarfe requires all merchandise to be delivered with an SSCC label on each shipping carton, unit or hanging garment bag following a scan pack process by either the Vendor or by a 3PL acting on behalf of the Vendor. For more information refer the Supply Chain PPG available on http://shophs.com.au/suppliers_main.asp

For International Vendors, scan packing is performed by Cargo Services Far East; refer the Import Supply Chain PPG available on http://shophs.com.au/suppliers_main.asp

Merchandise arriving at our delivery points without a valid scannable SSCC may be rejected and returned to the Vendor for re-processing at the Vendor's cost.

The requirements of SSCC labels for Harris Scarfe are detailed in this document and include:

- Layout and design of the label
- Information required on tickets
- Positioning of SSCC on merchandise

The data elements required to be printed on Harris Scarfe's SSCC label are contained within our EDI order messages. It is also contained on printed purchase orders for those vendors in transition to EDI.

Variations to the above standard may be considered, but must be approved in advance in writing by the Harris Scarfe National Supply Chain Manager.

Queries & Questions?

Type of query	Contact	Contact Details
Process Specific	Harris Scarfe Supply Chain Manager Robert Kukanovski	DDI: +61 (3) 8326-8900 Email: robkuk@harrisscarfe.com.au
HS EDI Partner	Leadtec	DDI: 1300 532 383 (1300 LEADTEC) Email: sales@leadtec.com.au
Technical	GS1 Australia	1300 366 033 (www.gs1.com.au)

SSCC Label Layout & Design

Data Elements

There are three types of data elements included in the label :-

Mandatory	Must always appear on the label
Conditional	Must always appear on the label when a certain condition is met
Optional	Discretionary or for the Vendor's use as noted

Label Layout

Labels must comply with the design shown:

FROM: Supplier Name Supplier Address Supplier Address	CARRIER: LINFOX Con No: 123456789 B/L No: 987654321
TO: 2037 Harris Scarfe DC Warehouse 4 10-16 Judge St Sunshine VIC 3020	FOR: 2033 Harris Scarfe Eastland Eastland Shopping Centre 192 Maroondah Highway Ringwood VIC 3134
SSCC 1 0028028 300055060 2	PO: 451234568 21345
C24	SKU description Color and Size
	
(421) 0363134 (90) 2033	
	
(00) 1 0028028 300055061 9	

SSCC Label Field Specifications

Refer Appendix 1 of this document.

SSCC Label Technical Specifications

Refer Appendix 2 of this document.

SSCC Label Bar Code Specification

Refer Appendix 3 of this document.

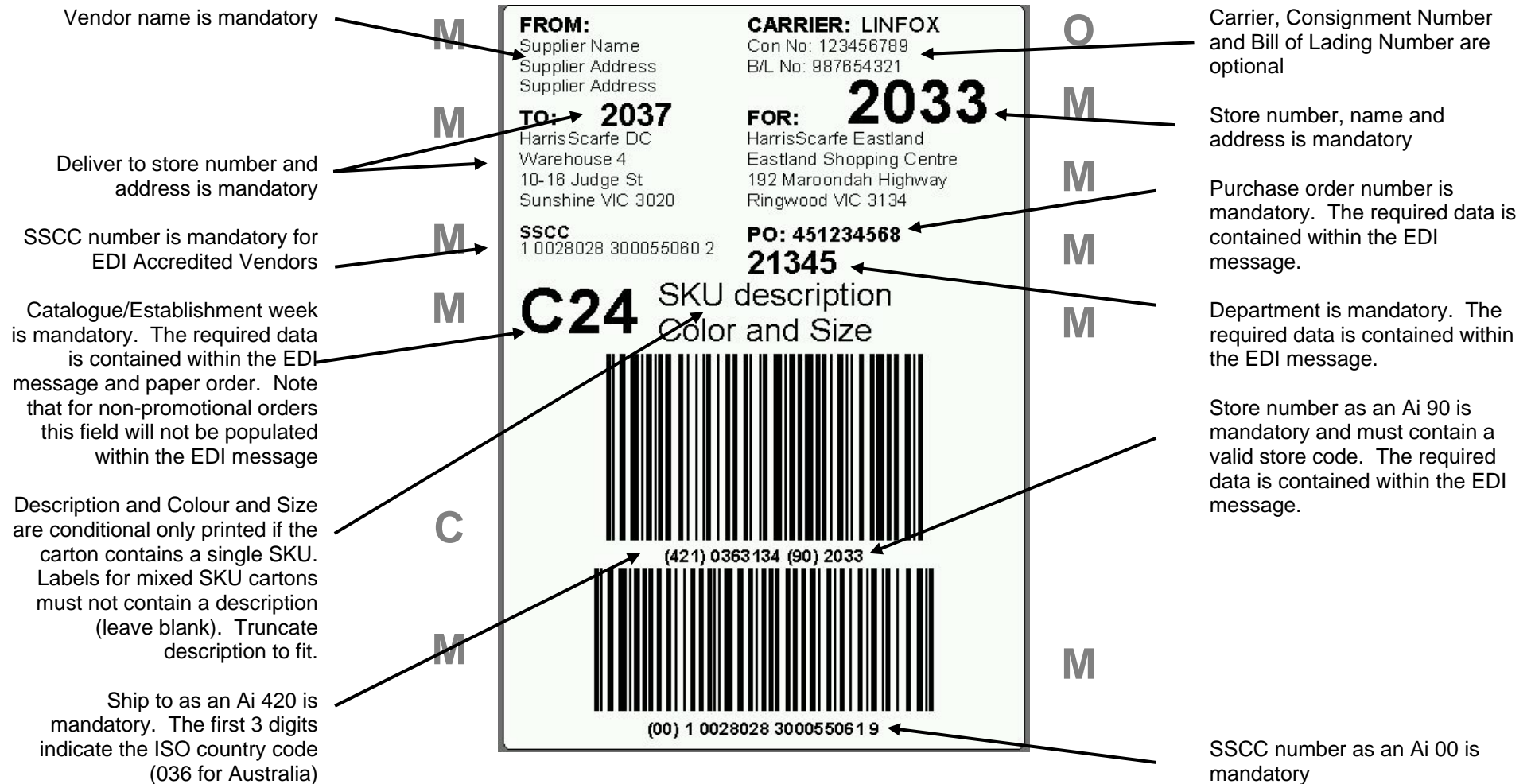
SSCC Label Positioning Specifications

Refer Appendix 4 of this document.

SSCC Label Dimensions

The label must be printed in portrait format on A6 stock (i.e. 105mm wide x 148mm tall).

Appendix 1 – SSCC Label Field Specifications



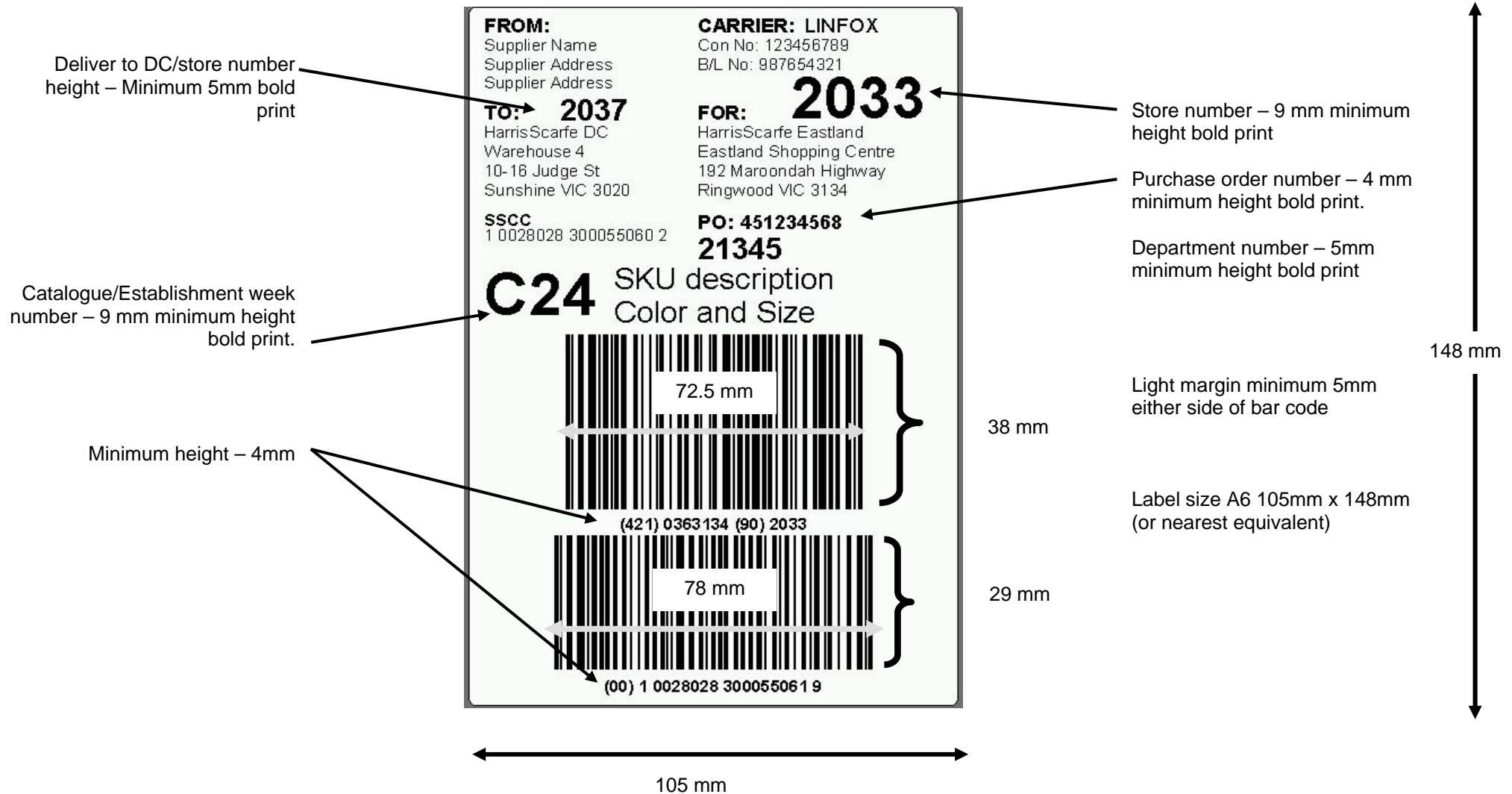
Appendix 1 – SSCC Label Field Specifications

Data Type	Data Element	Details
Alpha / Numeric Data	FROM: Vendors Name	The name of the vendor who received the purchase order
	TO: Ship To Location	The delivery location as specified in the order. This will be our DC or a store
	SSCC Number	Mandatory for Harris Scarfe EDI Accredited Vendors.
	Catalogue/Establishment Week	<p>Mandatory. Details are contained within the EDI orders (detail below) and paper order. For non promotional orders, the field will contain no data.</p> <p><u>EDIFACT ORDERS:</u></p> <ul style="list-style-type: none"> • Segment: REF C506-1154 • Field Name: REFERENCE NUMBER • Qualifier: PD • RFF+PD:C14 <p><u>ANSI 850 – PURCHASE ORDER:</u></p> <ul style="list-style-type: none"> • Segment: REF02-127 • Field Name: REFERENCE NUMBER • Qualifier: PD • REF*PD*C14
	Department	<p>Mandatory. Details are contained within the EDI and paper order. Note this is the line level department number.</p> <p>NOTE: If your pick process means that you may pack more than one item or style in a carton, please use the header department. If you only pack one item or style per carton, please use the department held at line level.</p> <p><u>EDIFACT ORDERS:</u></p> <ul style="list-style-type: none"> • Segment: REF C506-1154 • Field Name: REFERENCE NUMBER • Qualifier: SD

Appendix 1 – SSCC Label Field Specifications

Data Type	Data Element	Details
		<ul style="list-style-type: none"> RFF+SD:14086 <p><u>ANSI 850 – PURCHASE ORDER:</u></p> <ul style="list-style-type: none"> Segment: REF02-127 Field Name: REFERENCE NUMBER Qualifier: DP REF*DP*13112
	Carrier	Optional. Vendors, or their Carriers may want to use this field
	FOR: Store	The number of the Store or DC the stock was ordered for
	Purchase Order number	Mandatory. Details are contained within the EDI and paper order
Bar Cod ed Data	TO: Ship To Location	As an Application Identifier (Ai) 421 including the ISO country code. Australia is 036
	FOR: Store Number	As an Application Identifier (Ai) 90. Always 4 digits.
	SSCC Number	As an Application Identifier (Ai) 00, is Mandatory for Harris Scarfe EDI Accredited Vendors.

Appendix 2 – SSCC Label Technical Specifications



Appendix 3 – SSCC Label Bar Code Specifications

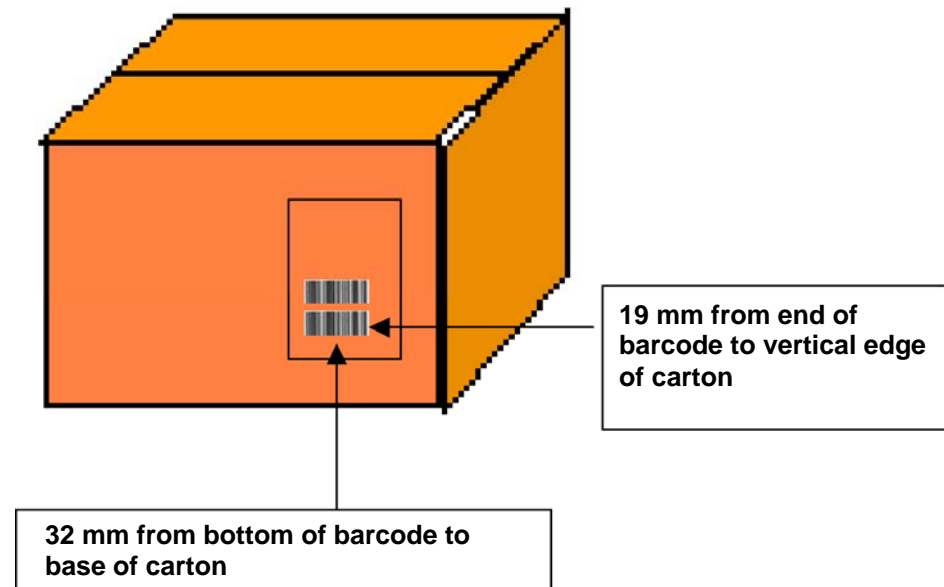
Item	Detail
Symbology:	UCC/EAN-128
Start Code:	Code Set C followed by a function 1 (FNC1) character
End Symbol:	The end of bar code symbol consists of a modulo 103 check character and a stop character
Concatenation:	For the concatenated "Ship To and For" Bar Code (Post Code and Store Number) a Function Code 1 (FNC1) character is required as a field separator before the second Ai indicator (90)
Magnification:	50%
Length:	Top Bar Code (Post Code and Store Number) - 72.5 mm Bottom Bar Code (SSCC) - 78mm
Width:	Top Bar Code (Post Code and Store Number) - 38 mm Bottom Bar Code (SSCC) - 29mm
Light Margin/Position	The Bar Codes are to be positioned in the middle of the label with a minimum light margin of 5mm each side.
Miscellaneous:	Brackets and spaces are not to be put into the bar code

Appendix 4 – SSCC Label Positioning Specifications

The label must be placed on one of the longest sides of each carton except for “Flat Pack” cartons where it must be placed on the top right side of the carton.

The right hand end of the SSCC barcode must be no less than 19mm from the vertical edge of the carton.

The bottom of the SSCC barcode must be no less than 32mm from the base of the carton.



For a hanging fashion bag, the label must be placed as close as possible to the side of the upper right shoulder of the bag.

For pillows and cushions in bags, the SSCC label should be placed on the upper right hand side

